

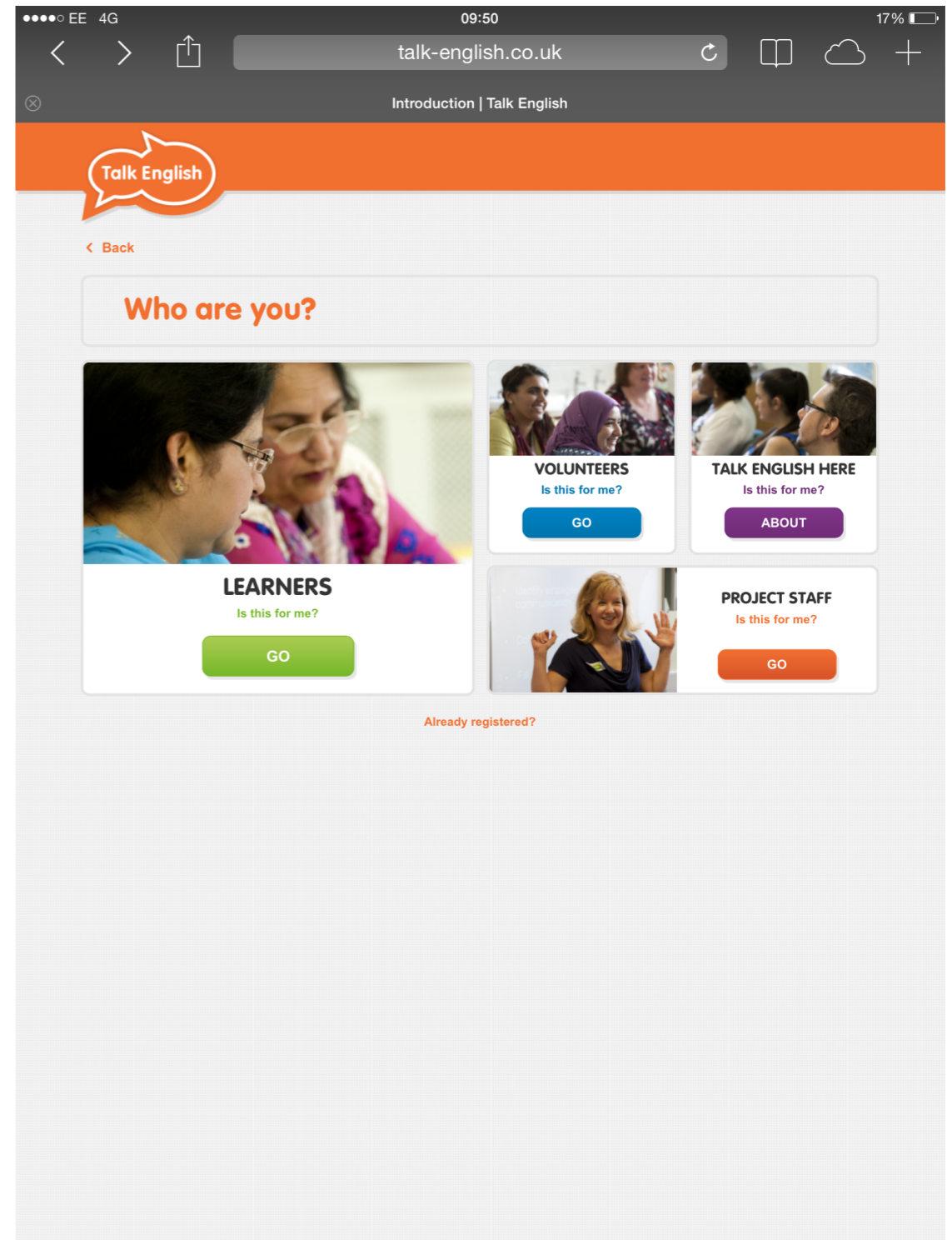
# How to apply to be a volunteer with Talk English



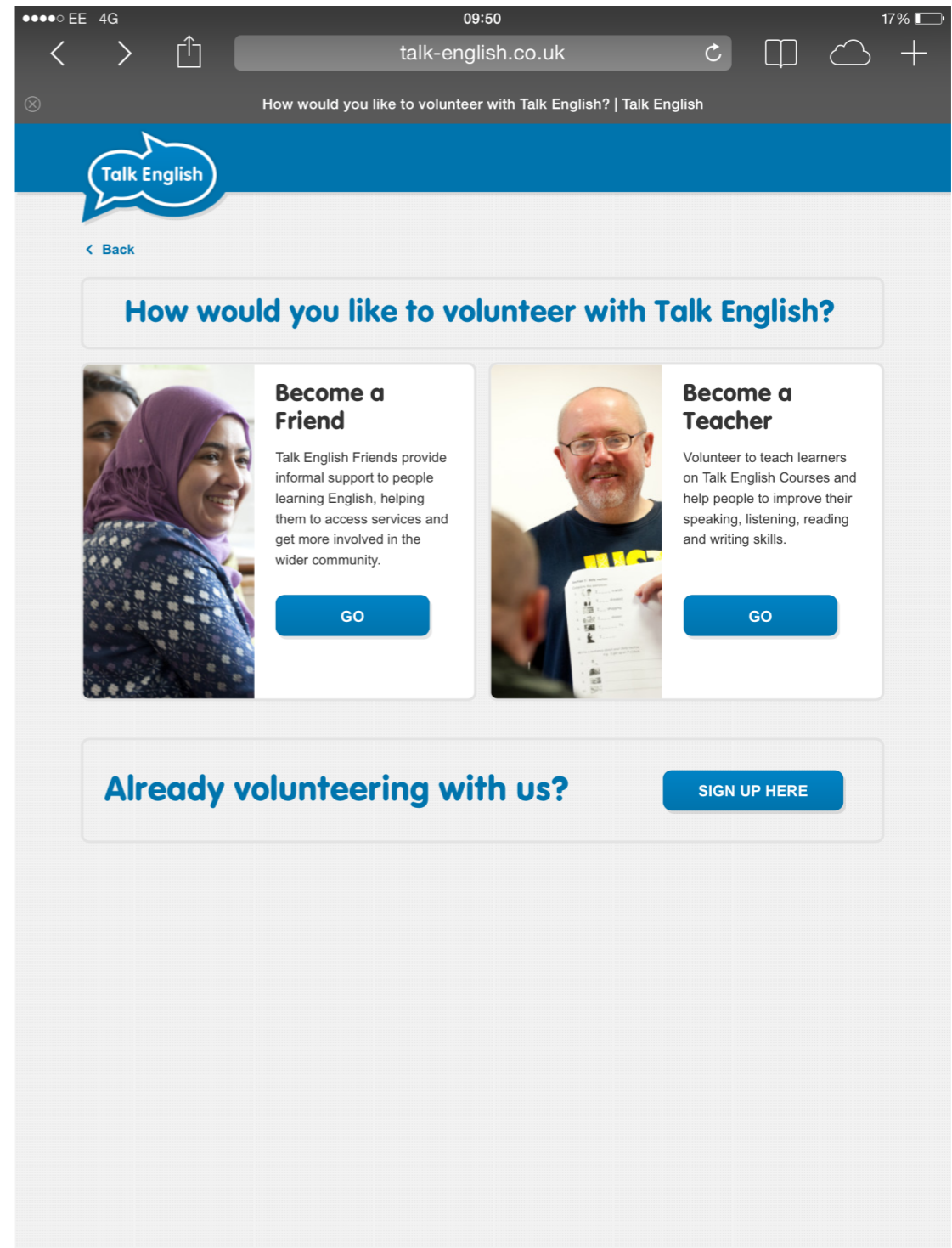
- Go to [www.talk-english.co.uk](http://www.talk-english.co.uk)
- Go to the **GET STARTED** button

The screenshot shows the mobile interface of the Talk English website. At the top, there is a navigation bar with the 'Talk English' logo on the left and a login form on the right, including fields for 'Username:' and 'Password:', a 'Login' button, and a link for 'Forgot your password?'. Below the navigation bar, the main content area features a large heading 'Welcome to the Talk English website' and a central image of three people in conversation. To the right of the image is a white box containing the text 'What is Talk English?' followed by a paragraph describing the project's mission, a link 'Find out more.', and another section 'Is this for me?' with a paragraph of text. A prominent orange 'GET STARTED' button is located at the bottom of this white box. The footer of the page contains a row of logos for various partner organizations, including the Department for Communities and Local Government, Manchester City Council, Lancashire County Council, Rochdale Council, Kirklees Council, Blackburn Darwen, Display College, Oldham Council, and Oldham College.

- Choose **VOLUNTEERS**



- **Select the volunteering role you are interested in**
- **You can choose from Friend or Teacher**



- Read about the volunteering role and training
- If you are still interested, click on the **APPLY** button

The screenshot shows a mobile browser interface for the website talk-english.co.uk. The page title is "Volunteer as an ESOL teacher with Talk English | Talk English". The main heading is "Volunteer as an ESOL teacher with Talk English". Below the heading, the text describes the role: "Volunteer to teach learners on Talk English Courses and help people to improve their speaking, listening, reading and writing skills." It then details "The Role" and "Training". A blue "Apply" button is at the bottom of the main content area. On the right, there is a testimonial in a speech bubble: "Volunteering on this project has given me a stronger sense of belonging as a person, teacher and as a citizen". Below the testimonial is a photo of a teacher and students, with the caption: "Janice, volunteer ESOL teacher Talk English Teacher".

talk-english.co.uk

Volunteer as an ESOL teacher with Talk English | Talk English

**Volunteer as an ESOL teacher with Talk English**

Volunteer to teach learners on Talk English Courses and help people to improve their speaking, listening, reading and writing skills.

**The Role**

Teaching ESOL is a rewarding yet challenging experience. Focusing on the things people need to do in their everyday lives, such as going shopping, using public transport and going to the doctors, you will help learners to develop their speaking, listening, reading and writing skills.

Volunteering as an ESOL teacher is a great opportunity for you to gain experience and develop new skills while making a difference to peoples' lives. By volunteering with Talk English you will gain experience of teaching, working as part of a team and working with learners from all over the world. You will also develop your communication, presentation and organisational skills.

**Training**

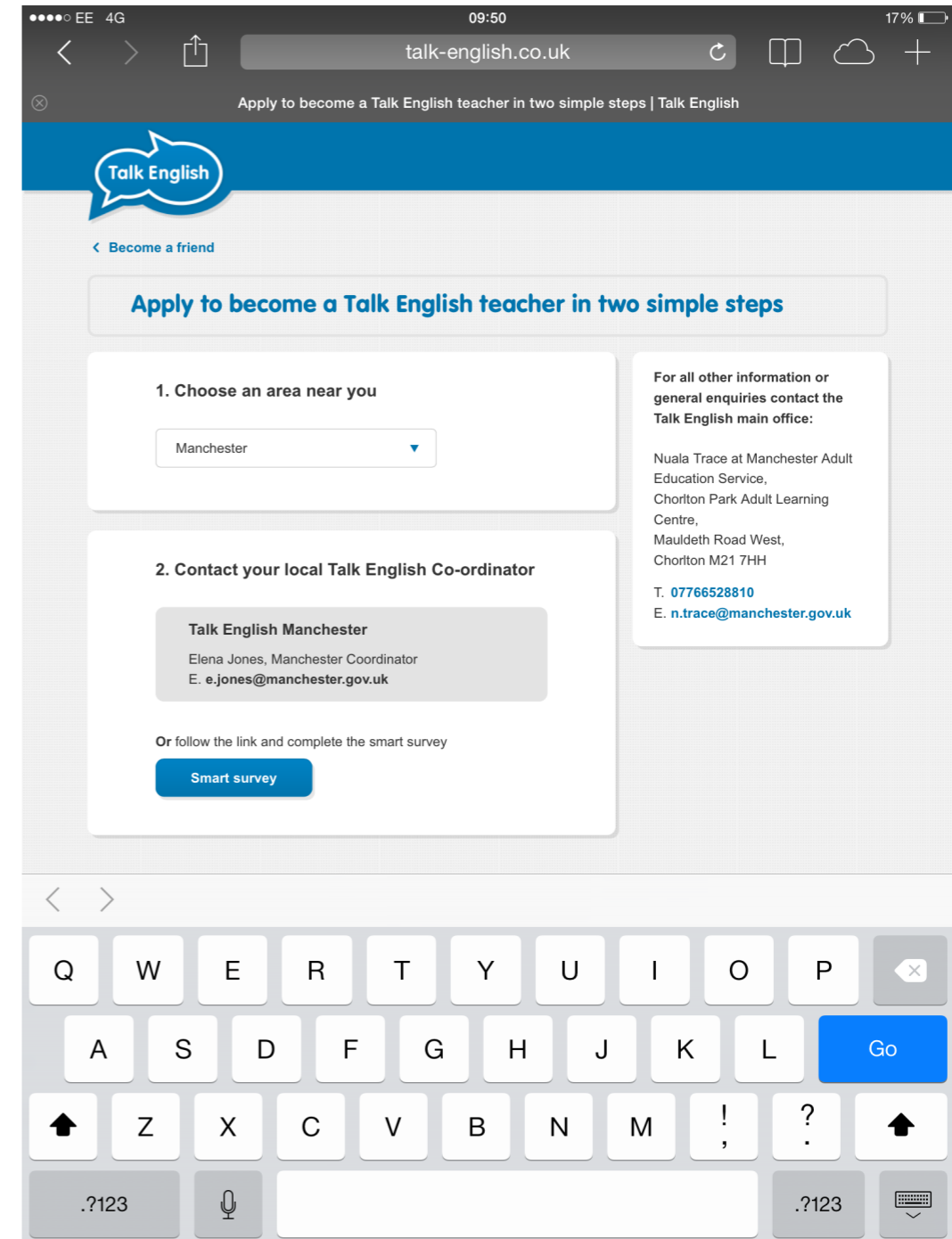
We offer free training courses which introduce the role and responsibilities of Talk English volunteer ESOL teachers and ESOL teaching, learning and assessment methods and resources. In some areas, we also offer a fast track option for people who have already got teaching qualifications.

**Apply**

*"Volunteering on this project has given me a stronger sense of belonging as a person, teacher and as a citizen"*

**Janice, volunteer ESOL teacher**  
Talk English Teacher

- Choose your nearest area from the drop down list
- Follow the link to SMART SURVEY by clicking on the blue button



- Complete the application form
- Make sure you click the **FINISH SURVEY** at the end
- The Area Coordinator will contact you to attend an information and assessment session

Talk English Manchester: Volunteer ESOL teacher application form

Page 1

**1. Your details \***

Full name

Address line 1

Address line 2

Postcode

Telephone

e-mail

**2. Do you have any access requirements? (e.g. large print, hearing loop, wheelchair access)**

Yes

No

If yes, please give details so we can accommodate your needs:

**3. What level are you in the following areas?**  
NB: Level 2 is equivalent to GCSE level

	Entry 3	Level 1	Level 2	Level 2+	N/A
Literacy (reading and writing)	<input type="radio"/>	<input type="radio"/>	<input type="radio"/>	<input type="radio"/>	<input type="radio"/>
ICT	<input type="radio"/>	<input type="radio"/>	<input type="radio"/>	<input type="radio"/>	<input type="radio"/>
ESOL	<input type="radio"/>	<input type="radio"/>	<input type="radio"/>	<input type="radio"/>	<input type="radio"/>

**4. Are you currently volunteering?**

Yes

No

If yes, please give details of the role(s) & organisation(s)

**5. Why would you like to get involved as a volunteer ESOL teacher on the Talk English project?**  
Please proofread your response for accuracy of spelling, punctuation and grammar.